

Concepts of Clean Development Mechanism

UNFCCC & Kyoto Protocol

Kyoto Protocol


- ❖ **Kyoto Treaty was drawn up in Kyoto, Japan, on 11th December, 1997 to implement United Nations Framework Convention for Climate Change.**
- ❖ **Industrialized nations need to reduce worldwide emissions of six Green House Gases (GHG), collectively, by an average of 5% below their 1990 levels by the period 2008-2012.**

UNFCCC & Kyoto Protocol

Green House Gases

❖ The six greenhouse gases covered by the Kyoto Protocol

- ❖ Carbon dioxide (CO_2)
- ❖ Methane (CH_4)
- ❖ Nitrous oxide (N_2O)
- ❖ Hydro fluorocarbons (HFCs)
- ❖ Per fluorocarbons (PFCs)
- ❖ Sulfur hexafluoride (SF_6)



UNFCCC & Kyoto Protocol

Green House Gases

Gas	GWP
1. Carbon dioxide (CO ₂)	1
2. Methane (CH ₄)	21
3. Nitrous Oxide (N ₂ O)	310
4. HFC	1,300
5. PFC	3,260
6. Sulfur Hexafluoride (SF ₆)	23,900

GWP: Global Warming Potential

CDM Validation & Verification

Glossary

❖ **ADDITIONALITY**

- **PROJECT EMISSIONS < THOSE IN THE ABSENCE OF PROJECT ACTIVITY**

❖ **BASELINE**

- **REASONABLE EMISSIONS IN THE ABSENCE OF PROJECT ACTIVITY**

❖ **CREDITING PERIOD**

- **AFTER REGISTRATION DATE, FIXED 10 YRS OR 7 YRS RENEWABLE TWICE.**

CDM Validation & Verification

Glossary

❖ **LEAKAGE**

- **EMMISSIONS OUTSIDE BOUNDARY ACCOUNTABLE TO PROJECT ACTIVITY**

❖ **PROJECT BOUNDARY**

- **SOURCES OF GHG FROM PROJECT ACTIVITY AND BASELINE**

❖ **PROJECT EMISSIONS**

- **EMISSIONS WITHIN PROJECT BOUNDARY ACCOUNTABLE TO PROJECT ACTIVITY.**

Tool for Additionality

Definition:

The proposed CDM project activity is not a Business as usual Scenario. There exist some barrier (s) to implement this Project.

Essentially, Project Emissions are less than those in absence of Project Activity.

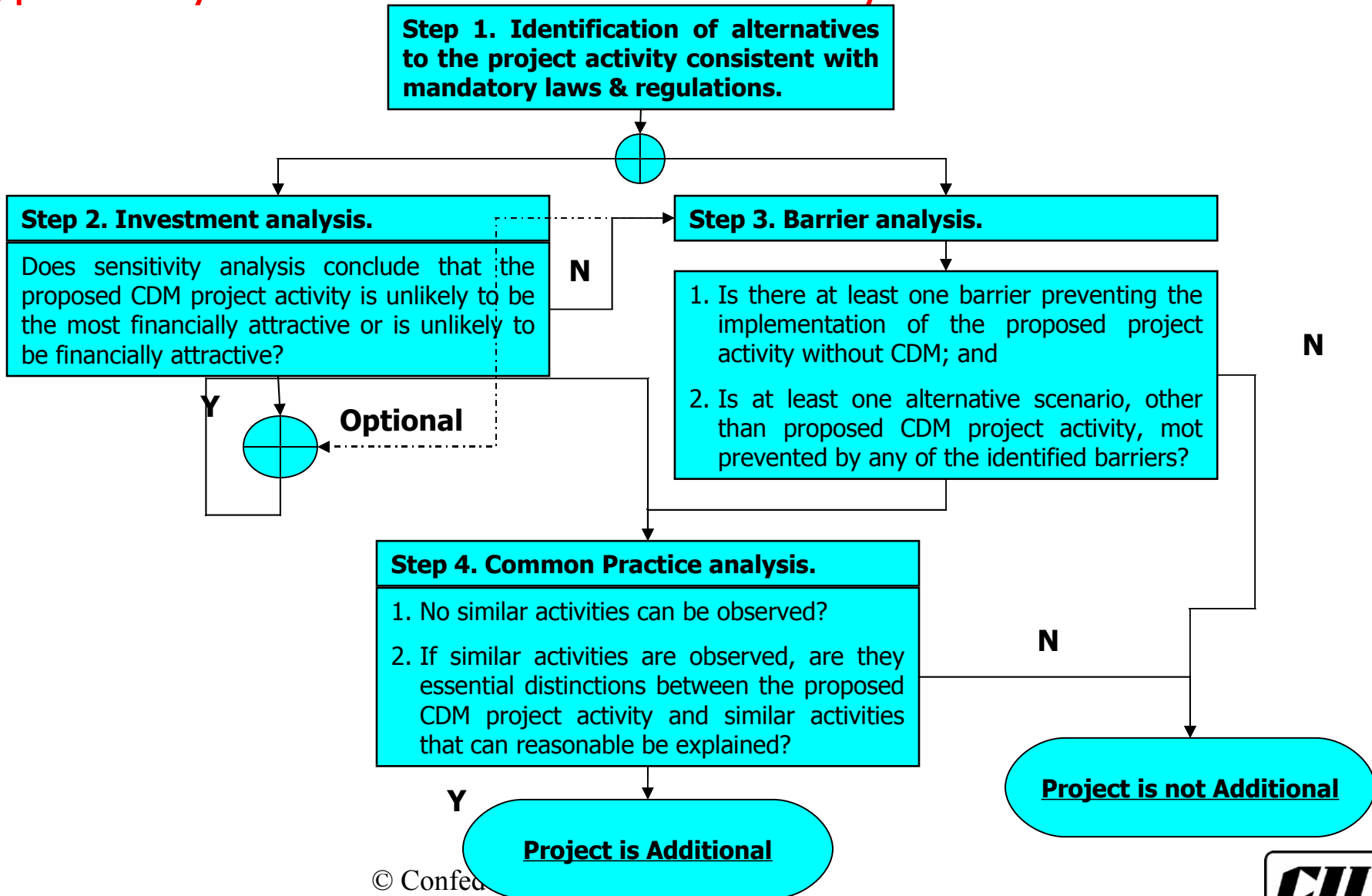
Tool for Additionality

Scope and Applicability

- ❖ **The tool for Additionality provides a step-wise approach to demonstrate & asses Additionality as:**
 - **Identification of alternatives to the project activity.**
 - **Investment analysis.**
 - **Barrier analysis.**
 - **Common practice analysis.**

Tool for Additionality

Typical way of demonstration Additionality:



Sustainable Development

As per CDM

❖ **Sustainable Development contribution of CDM project activity:**

➤ **Environmental Development**

➤ **Social Development**

➤ **Economic Development**

➤ **Technological Development**

Validation & Verification

CDM Project Cycle

- ❖ **STEP 1. Planning a CDM Project Activity.**
- ❖ **STEP 2. Preparing Project Design Document.**
- ❖ **STEP 3. Getting approval from each Party involved.**
 - **HCA (s) from DNA (s)**
- ❖ **STEP 4. Validation.**
- ❖ **STEP 5. Registration.**

Validation & Verification

CDM Project Cycle

- ❖ **STEP 6. Monitoring of a CDM Project activity.**
 - **As per monitoring plan**
- ❖ **STEP 7. Verification and Certification.**
- ❖ **STEP 8. Issuance of CERs.**

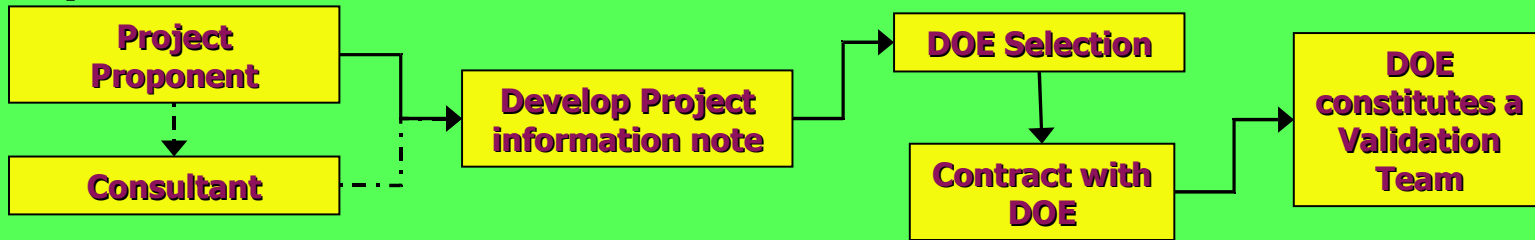
Validation & Verification

Verification Process

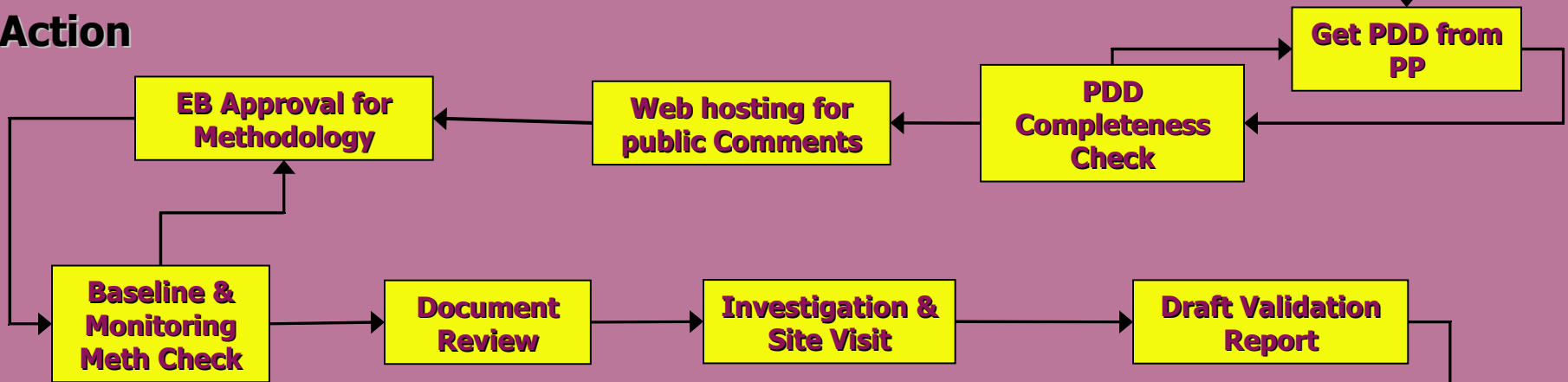
- ❖ **Issuance of CERs in accordance with distribution agreement, shall be effected only when share of proceeds to cover administrative expenses of CDM has been received**
- ❖ **Among issued CERs 2% will be deducted for share of proceeds to assist developing Parties that are particularly vulnerable to achieve adverse effects of climate change to meet the costs of adaptation.**

CDM Project Cycle

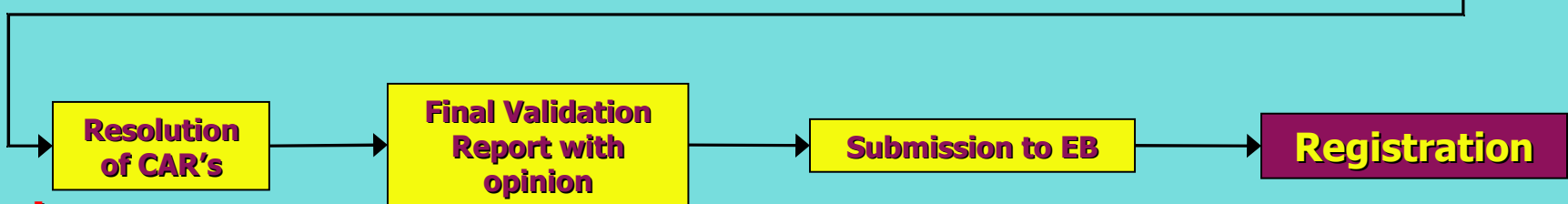
Preparation



Action



Result



Potential Projects

Methodologies available

- ❖ **Water pumping efficiency improvement**
 - **(AM - 0020)**

- ❖ **Supply side Energy efficiency improvement**
 - **(AMS – II.A & AMS – II.B)**

- ❖ **Demand side energy efficiency activities**
 - **(AMS – II.C)**

- ❖ **Energy efficiency and Fuel Switch measures**
 - **(AMS – II.D)**

Thank you

For more information.....

Visit website: **www.unfccc.int**

Can contact:

P Srinivas

p.srinivas@cii.in

+91 9849909671